



# 2022 Stanislaus County Homeless Point-In-Time Count

## *Executive Summary*

### **Background**

Every two years, during the last ten days of January, the US Department of Housing and Urban Development (HUD) requires communities to conduct a Point-In-Time (PIT) count of people experiencing homelessness. The goal is to measure the prevalence of homelessness in communities across the country.

The PIT count is an unduplicated count of sheltered and unsheltered people experiencing homelessness. With the help of volunteers, the count is organized by the Stanislaus Community System of Care (CSOC) made up of local governments, non-profit organizations, and homeless providers.

HUD also requires a count of people experiencing homelessness who are sheltered in emergency shelter, transitional housing, and Safe Havens on a single night.

The count data is critical to determine the scope of homelessness, define existing resources, and identify any gaps in services in Stanislaus County.

### **When was the PIT Count?**

Due to health concerns from the rapid transmission of the COVID-19 Omicron variant and direction from the Stanislaus County Health Services Agency Public Health Department, the January count was rescheduled to late February. The Sheltered Count was conducted on February 23 and the Unsheltered Count on February 24, 2022.

CSOC requested and was granted an exemption from HUD to change the date of the count.

### **What are the Findings of the PIT Count?**

The PIT count identified 1,857 homeless individuals in Stanislaus County, a decrease of 1,070 from last year when 2,927 people were counted. But the 2022 count is generally consistent with past yearly numbers reported before the COVID-19 pandemic.

In 2020, there was a traditional count where volunteers counted 2,107 homeless people across the county. And in 2019, volunteers counted 1,923 homeless people.

The 2022 Sheltered Count found 911 homeless individuals, an increase of 26% from 2021. The count in 2021 was 726 people. The record freezing temperatures on the night of the count forced many homeless people to seek shelter and shelter alternatives such as staying with friends or family.

More information collected from the snapshot survey can be found on the attached Homeless Point-In-Time Count Data Summary.

## Why the Unsheltered Count Decrease from 2021?

Several factors contributed to the fewer number of homeless being counted.

- Different data collection method - Last year, due to the pandemic and health concerns, there was not a full unsheltered PIT Count with volunteers fanning out across communities to count the number of homeless people. HUD approved CSOC to use the Homeless Management Information System (HMIS) as an alternative data strategy for the count. HMIS is a database used by homeless providers to collect client-level data and data on the provision of homeless services.
- Weather Factors - Fewer homeless people were outside due to temperatures dipping below 35 degrees the morning of the Unsheltered Count on February 24, 2022.
- Scheduling Concerns - Postponing the traditional late January count to late February posed challenges for volunteers who had to attend mandatory trainings to ensure they knew how to do the count and engage with homeless individuals. A total of 300 volunteers had signed up for trainings for the January count but only 197 volunteers actually participated when the count was moved to February. This accounted for a less than 49% drop in volunteers.
- Fewer Volunteers - When the January count was rescheduled to February, many volunteers chose to not participate for reasons including the scheduling concerns addressed above. A total of 197 volunteers assisted with the count.
- Homeless Encampment Sweeps - Prior to the February PIT unsheltered count, there were several homeless encampment sweeps in Stanislaus County. Outreach and engagement teams were not able to locate homeless individuals on the day of the count.

## What are the Next Steps?

The data has been released to HUD and will be shared with community stakeholders in Stanislaus County. The data is used to help determine the amount of funding available to communities to develop housing and supportive services for people moving from homelessness to independent living.



# 2022 Stanislaus County Homeless Point-in-Time Count Data Summary



First Became Homeless

**77%**

Stanislaus County

## Sheltered/Unsheltered



**49% Sheltered**

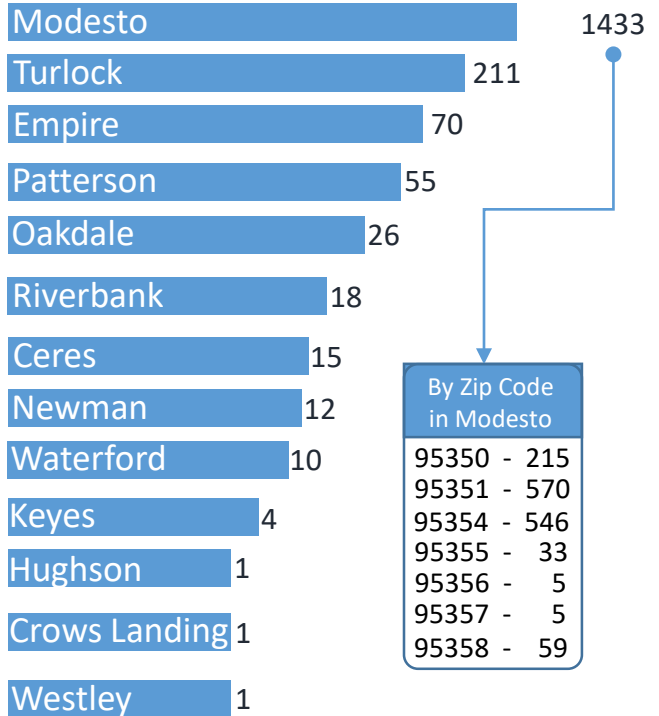
n=911



**51% Unsheltered**

n=946

## Sheltered/Unsheltered Population by City Total: 1,857



Are you experiencing homelessness as a direct result of Covid-19 n=1384

**11% Homeless as a Result of Covid-19**

## Top 6 Reasons for Becoming Homeless n=1517

Unable to Pay Rent  
21%


Asked to Leave  
18%

Lost Job  
16%

Alcohol/Substance Abuse  
16%

Illness Self/Family  
15%

Abuse Violence at Home  
14%



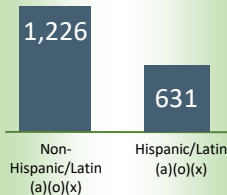
### By Zip Code in Modesto

95350	-	215
95351	-	570
95354	-	546
95355	-	33
95356	-	5
95357	-	5
95358	-	59

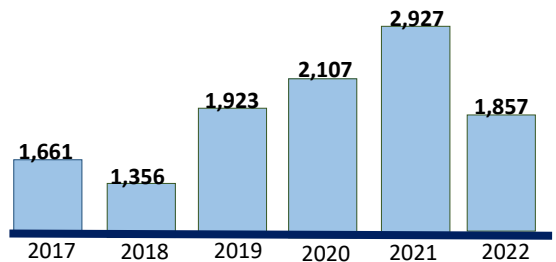
## Other Homeless Subpopulation n=700

- Adults with a Serious Mental Illness **47%**
- Adults with a Substance User Disorder **30%**
- Adults with HIV/AIDS **1%**
- Currently Experiencing Homelessness and Fleeing Domestic Violence **22%**

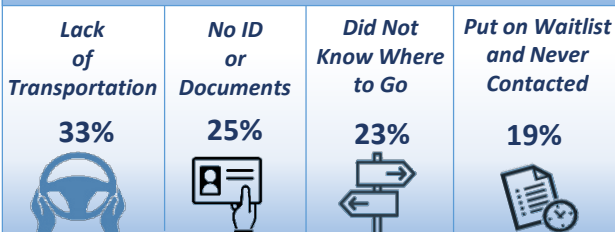
## Ethnicity



## PIT Count Longitudinal Trend



## Obstacles Accessing Services n=594



## Have You Ever Been In Top 5 Responses n=1376



### Data Legend:

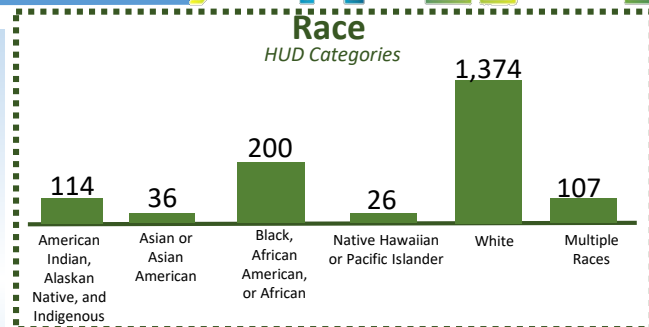
N= - This is the number of people who responded to this question in the PIT survey.

(a)(o)(x) - These letters stand for Latina, Latino, and LatinX.

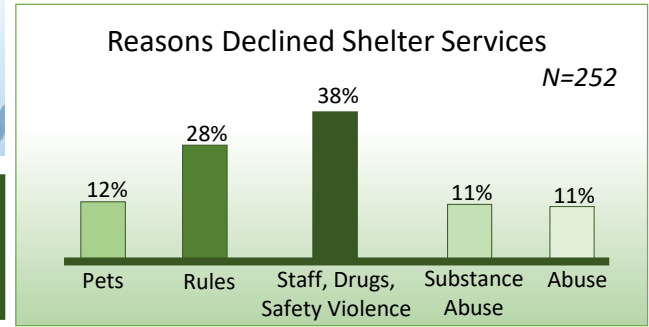
Blank "Observation" - Volunteers observed but were not able to engage with homeless individual.

## Count of sleeping location n=911

Abandoned Buildings	18
Bus, Train station, Airport	4
Other	66
Outdoor Encampment	197
Park	67
Street or Sidewalk	133
Under Bridge/Overpass	32
Vehicle/Boat/RV	75
Blank "Observation"	353



46% of 1,674 Adults reported having some source of income and/or benefits



## Household Breakdown

### Total Number of Households n=1,607



### Total Number of Persons n=1,857



### Total of Children (under age 18) n=183



### Total of Persons (18 to 24) n= 92



### Total of Persons (over age 24) n= 1,582



### Total Number of Households and Persons – Veterans n=108



### Age

Under 18: 183 (10%)  
 18-24: 92 (5%)  
 Over 24: 1582 (85%)

### Gender

Male: 1207 (65%)  
 Female: 638 (35%)  
 Transgender: 0

A gender other than singularly female or male:  
 9 (<1%)  
 Questioning: 3 (<1%)

### Chronically Homeless Population

493  
 197 Emergency/  
 296 Unsheltered